

Holiday Open House

Friday & Saturday ~ November 3rd and 4th

Dear Friends,

I was really excited to head home with the new issue of American Patchwork and Quilting's Quilt Sampler last Saturday. I love pretending I'm visiting the shops as I flip through the pages! Dinner wasn't "quite" ready when I got there, so we didn't sit down to eat until about 7:00. At 7:12, the lights went out and stayed out... I giggled as I read my magazine with a keychain flashlight - definitely gives you a different view of the pages (and yes, I read every one). It helped me realize how many things we take for granted. As I get ready for Quilt Market in Houston, my fervent wish is that you have the basics of food, water, home and family, as well as the beauty of fabric and wonderful designs to brighten your days.

Wishing you time for peaceful stitching,
Mary Beth

The last several weeks have been a true challenge for many of our families and friends. Hurricanes in Texas, Florida and Puerto Rico have left a path of nearly inconceivable destruction. There have been calls to begin stitching to support those in the impacted areas, but that effort may not be the best place to start. If you have no food, water, or electricity, those issues are the priority. Over the next several weeks, you will find patterns and kits offered for sale in the shop to benefit those in need. In each case, the money you spend for them will go directly to the most efficient relief providers in the impacted areas.

We also would like to offer another suggestion. Even if a small business made it through the hurricane, they may now have very few customers to support their business. Our friend Jessica Darling owns a quilting business in Corpus Christie, Texas. Consider checking out her website, www.shopdarlingrose.com. You will find lots of goodies, maybe the perfect next project (and you will be supporting a part of the quilting industry impacted by the hurricane).

Dates to Remember

October 5 - November 16	Whole Circle Studio Trunk Show
October 9	Make and Take Monday
October 20	Quilters Day Out
October 31	shop hours 10:00am-4:00pm
November 3-4	QC Holiday Open House
November 4-18	From Our Table
November 22	shop hours 10:00am-3:00pm
November 23	closed - happy Thanksgiving
December 2	Market Party
December 9	2018 Block of the Month Premiere
December 25	closed - Merry Christmas
December 26-30	Year End Clearance
January 1	closed - Happy New Year

The beginning of November marks the start of the really crazy time for the "elves" in our family. Is it time for you to get serious about holiday gifts and decorating, too? Consider visiting during the shop Holiday Open House to see holiday displays, fabric, patterns and books that will inspire your creative side. We will add gift items to our range at this point as well (some from our favorite companies and others made by our friends!). In addition, two quick demos will give you ideas for using your favorite holiday fabric for easy gifts and unique decorations. As a special gift, you will receive one free 2018 QC date book (packed with information and coupons for the coming year) when you visit during the Open House. Additional date books may be purchased for \$1.99 each during the event or later in the month (keeping in mind we try to keep them in stock until the end of December, but that is not always possible).

Class registration special!

There are lots of exciting new classes included in our fall schedule. We hope you will find some that tempt you, and we hope you will register early enough to snag a space in the sessions you want. As a special treat, select a free gift from the selection on our side counter, when you register and pay before October 10th. Better still, register for two classes - select two gifts, three classes - three gifts...! (gifts with class registration only - offer does not apply to club and special event registration)

This class schedule details many of the classes and events that will occur at Quilters Corner over the next few months. You won't believe it, but there is always more to share! Keep an eye on our on line newsletter, subscription newsletter (And Sew On) and Facebook page for more opportunities to expand your quilting knowledge!



Classes at a Glance

365 Free Motion Quilting Designs	4
Advanced Improv	8
Advanced Piecing ~ Sunset	4
Amethyst Project Bag	6
Antique Sampler	12
Bias Tube Continuous Binding	4
Cat Lady Quilt	11
Chairman of the Board	11
Crazy Trees	7
Dahlia Delight	11
Fifi Fox	9
Good? Night Mini Quilt	7
Hand Piecing 101	4
Hand Quilting	3
Introduction to Hand Applique	2
Introduction to Improv	8
Introduction to Quilting – Modern	3
Intro to Freehand Machine Quilting	4
Kismet Trinket Boxes	6
Machine Binding	3
Meow	9
My Small World	5
Postcard Cuties for Halloween	7
Prima Diva Wallet	6
Quilting 101	2
Sawsall	9
Sew Together Bag	6
Small, Medium and Large	5
Small, Medium and Large II	5
Star Ribbon Tablecloth or Tree Skirt	11
Texture Techniques I	7
Texture Techniques II	7
Triple Dresden Tree Skirt	12
Utility Quilting	3
Wordart	6

Class Skill Rating Explanation ~

All – Appropriate and interesting for those of all skill levels.

Beginner – Suitable for a new quilter or as a quick project for more experienced quilters. Assumes familiarity with your sewing machine and its operation.

Intermediate – For quilters who have worked on several previous projects and are eager to learn more.

Advanced – For experienced quilters ready for a challenge.

Class registration information ~

You may register for Quilters Corner classes in the shop, by mail, or over the phone. Class fees are due at the time of registration. When your fee is paid you will be given a supply list created by the teacher for the class in which you have enrolled. Classes not meeting minimum enrollment will be canceled by the shop at least three days in advance (and your fee will be returned). Refunds will be offered to students who must cancel when we are contacted at least one week prior to the start of class. The shop classroom is in the rear of the building and is accessed through a door at the far side of the back lot.

Quilting IOI

Barb Hudak or Debbie Kaczowski

Skill Level: All

October 16, 23, 30, November 13

Monday ~ 10:30am – 12:30pm

or October 17, 24, November 7, 14

Tuesday ~ 6:00pm – 8:00pm

Several months ago we discovered our favorite beginning quilting book is no longer being published. After a bit of panic we found ourselves at a “Crossroads” (figuratively and literally). Our refreshed program features a new booklet and quilt project (Alex Anderson’s 65 1/2” x 65 1/2”, Crossroads!) and comprehensive, introductory instruction – everything you need to know to join the quilting world! We will cover fabric selection, the tools needed, hand and machine piecing, quilting and finishing. Even if you have never touched a needle and thread, you’ll feel right at home.

Fee: \$57.00 (*includes a \$14.95 book*)

Introduction to Hand Applique

Mary Beth Hartnett

Skill level: beginner

November 9

Thursday ~ 10:30am – 12:30pm

Not everyone finds applique to be a peaceful form of stitchery, but with in-depth instruction and practice you may find it becomes your favorite technique. In class instruction will be offered in pattern, fabric and tool selection and then we will move on to turning under the edges and making nearly invisible stitches on leaves, stems and berries.

Fee: \$23.00 (*includes block pattern and fabrics*)

I know it has been several weeks since our 2017 Pillowcase Race ended, but I continue to marvel at the impact you made during the race! 3736 pillowcases - you are incredible! Thank you seems inadequate - you left our regional Ryan’s Case for Smiles coordinator in tears! Please know that every single one will be shared with a child being treated for a life threatening disease. You don’t get to see the smiles they bring, but I hope you know in your heart the impact you have made with needle and thread!

Introduction to Quilting – Modern

Mary Beth and Maureen Hartnett


Skill Level: Beginner

October 21

Saturday ~ 12:00pm – 5:00pm

There is never a wrong time to learn a new art form, and now is the perfect time to get into quilting! Mary Beth and Maureen offer two different viewpoints in the sewing world, and they both love to share their passion for modern sewing. In this class, they will introduce you to the process and techniques of sewing – from learning how to cut (though a pre-cut kit will be provided) all the way to finishing your trendy and modern table runner. By the end of the day, you will not only be on your way to a completed piece, you will also have the confidence to begin to truly explore the quilting world!

Fee: \$49.50 *(includes a pattern and fabric kit)*



Machine Binding

Kathie Hudak

Skill Level: All

December 2

Saturday ~ 1:00pm – 3:30pm

Are painful fingers making traditional binding application techniques way too difficult? There is another way! Kathie will share the totally "by machine" method she has developed and used on numerous show quilts, as well as all the other pieces she completes. The finished product has met with show judges approval - now it is your turn to give it a test! Bring a small quilted piece to class and you will learn to work this step totally by machine.

Fee: \$18.00



Utility Quilting

Sue Blayney

Skill Level: All

October 12

Thursday ~ 6:30pm – 8:30pm

Sue loves handwork! A patient sister-in-law spent many hours teaching her basic stitches and she was hooked. Now she gives every new handwork technique a try. She loves utility stitch quilting because of the bold and unique quilting stitches using pearl cotton thread that add so much to a project. It's a great way to quilt pillows, baby quilts, and other small projects. The book "Utility Quilting", included in your class fee, will also help you design borders for your next piece.



Fee: \$37.50 *(includes a \$27.95 book)*

Hand Quilting

Sue Blayney

Skill level: All

November 3

Friday ~ 1:30pm – 3:30pm

Sue's passion for quilting is staying strong! If you haven't yet learned this treasured traditional technique, she would love to share her knowledge with you! The book, "That Perfect Stitch", had been a big inspiration for her; she knows you will love it, too. She will share what she has learned - from needles and thread choices, to suitable batting for hand stitching and more.

Fee: \$18.00



If your sewing machine hasn't had service since Jeff left nine years ago (yes, it was that long ago!), you are in luck! He has returned to western PA and is willing to give your machine the love it needs, and deserves! Machines get brought to Quilters Corner, picked up, serviced and returned - easy, right? Stop in or call the shop for all the details.

Hand Piecing IOI

Barb Hudak

Skill Level: All

October 31

or January 13

Tuesday ~ 10:30am – 1:30pm

Saturday ~ 11:00pm – 2:00pm

If you have never tried your hand a precision hand piecing, or just want to perfect your stitches, you will find this class enjoyable. The skills taught include making templates, joining four and eight points, sewing odd angles, setting in pieces, making sharp points, and sewing curves. In this three hour class you will begin one 10"x10" square that can be used as a pillow or small wall hanging. If you love the technique, you just might decide to make more blocks for a stunning hand stitched work of art.

Fee: \$20.00 (*includes a pattern*)

Bias Tube Continuous Binding

Rena Williams

Skill Level: All

October 20

or November 18

Friday ~ 3:00pm – 5:00pm

Saturday ~ 9:30pm – 11:30pm

In this class learn to turn a square of fabric into yards and yards of continuous bias binding. This fast and easy technique lets you choose the width and length needed to finish your quilt. Measurements will be shared for 1" wide strips to 7" wide strips and up to twelve different quilt sizes.

Fee: \$19.75

Intro to Freehand Machine Quilting

Jill Whittaker

Skill Level: All

October 26

Thursday ~ 6:30 – 8:30pm

Freehand machine quilting can be liberating! Machine quilting allows a quick completion of projects. As with any technique, setting up your machine properly is a must. And then, of course, practice makes better! Please join Jill for this introduction to freehand machine quilting- you'll be off to a great start!

Fee: \$18.00

365 Free Motion Quilting Designs

Jill Whittaker

Skill Level: All

October 10

or November 8

Tuesday ~ 10:30am – 12:30pm

Wednesday ~ 6:30pm – 8:30pm

There is a marvelous new book in the shop titled "365 Free Motion Quilting Designs" by Leah Day, a young quilter and blogger. Jill often felt in a rut with her machine quilting so imagine her excitement when she discovered this book! It is a fantastic visual reference guide, offering 365 quilting possibilities, (plus many more on Leah's website). Please join her to explore several of Leah's free motion quilting designs. You will want to try every one after this introduction. (Some prior knowledge of free motion machine quilting is helpful, especially how to set up your machine.)

Fee: \$44.75 (*includes a \$36.00 book*)

Advanced Piecing ~ Sunset

Mary Beth Hartnett


Skill level: advanced

November 14

Tuesday ~ 10:30am – 1:30pm

If you have fallen in love with a complicated looking pieced design, but hesitated to give it a try, this class is for you. Class will begin with a discussion of fabric and machine preparation, move on to cutting for machine piecing, and then proceed to actual machine stitching. Topics as varied as fabric grain line and pressing will also be covered in detail during class. You will work on a single Sunset block, designed by Edyta Sitar, during the class. Stop there when class ends or construct an entire quilt made of the beautiful blocks!

Fee: \$27.50



Fall QC Quilters Day Out

Friday ~ October 20th ~ 10:30am-4:00pm

We are incredibly excited to be returning to Darlene's beautiful home and studio space for another Quilters Day Out! The rich colors of fall will infuse our stitching, and fill the view beyond the impressive windows (you have got to see this space!). The fee for the day includes a kit for the 78" x 86" Ribbon Dance Quilt (select Tula Pink or Kim Diehl fabrics when you register), the magazine that includes the project directions, instructions for each step of the project, a goodie bag, and a wonderful lunch. This is the best of mini vacations - you get to bring your sewing machine and enjoy the company of new friends! Please register soon as space is limited. Fee: \$128.00

Small, Medium and Large

Mary Beth Hartnett

Skill level: All

October 7

Saturday ~ 3:00pm – 4:30pm

Wouldn't it be nice to be able to make a block in any size you wish - from tiny to huge? If you think there must be a trick to figuring out the sizes, you would be right. Learn how it is done and try your hand at changing the size of several simple designs (including both squares and hexagons) during class. Once you understand how it is done, the possibilities are endless!

Fee: \$18.00

Small, Medium and Large II

Mary Beth Hartnett

Skill level: intermediate

November 11

Saturday ~ 10:30am – 12:00pm

This class will expand the range of designs you can create (draft) with graph paper and a pencil. We will move from squares and hexagons to rectangular and round designs. The process is fun, and the design possibilities are, once again, endless!

Fee: \$18.00

My Small World

Deb Skundrich

Skill Level: Intermediate

October 21 and November 18

Saturday ~ 11:30am – 1:30pm

This small gem of a quilt (52"x33") is designed by Jen Kingwell. You may know (or you may have heard) that her designs can be challenging. Some helpful tips for easier construction will make this piece a pleasure to sew! Traditional piecing is used to make this top, but applique is used to enhance it. This year, Deb is making a holiday version of "My Small World". If you are currently working on this piece, please join us to continue the adventure of creating your own world.

Fee: \$47.50 (includes a \$28.00 book)



Whole Circle Studio Trunk Show

October 5th to November 16th

Trunk show premiere ~

Thursday October 5th ~ 7:00pm

Four quilts by Sheri Cifaldi-Morrill will arrive in the shop in the next few days. Her intricate, modern, pieced quilts have quickly become favorites of quilt enthusiasts everywhere. Sheri brings a background in graphic design to the table, along with a keen eye for color and balance. She has gained national attention with awards from QuiltCon, Paducah and the Quilt Alliance. I first saw her work in person after she won the first annual Craftsy Quilt Design Fellowship. The award allowed her to debut her work at Quilt Market last fall. I knew you would want to see her work up close, and managed to book the show for this month. We will premiere the display, with cookies and lemonade, door prizes, and a foundation-piecing demo on Thursday, October 5th. We would love to have you stop in to take a closer look at Sheri's splendid samples!

Two other trunk shows will be featured in the shop in the coming months. A fabulous batik sample from Island Batiks and works from Designs by JB will be found in our batik section. We will let you know when they arrive. It's always fun to take a close look at the quilts that appear on pattern covers and in books!

Market Party

Saturday ~ December 2nd

Market Party Lecture ~ 11:00am

Well it is here again, believe it or not! Quilt Market will descend on Houston at the end of October and we will be there! It's wonderful to see the variety of innovative patterns, books, notions and fabric the industry offers each year. And by far, the best part is sharing them all with you! By the 2nd, there will be new displays scattered throughout the shop, demos of our favorite new techniques and tools, and a lecture (complete with stories and market photos). Goodies to take home round out the event.

Fee: free! Please note - pre-registration is required for the lecture. Space is limited - please register soon.

Wordart

Renae Williams

Skill Level: Intermediate

November 15

Wednesday ~ 12:00pm – 3:00pm

Do you have a special word or name that you would like to see on your wall or give as a gift? Learn to turn that word or name into a quilted work of art. Pick a word or name (up to six letters) for your first project. Learn to set up your letters, prepare fabrics and fuse for stitching in class. You will also see how to free motion quilt, straight line quilt or use decorative stitches to compliment the letters.

Fee: \$20.00



Sew Together Bag

Debbie Kaczowski

Skill Level: Intermediate

October 14

Saturday ~ 10:30am – 1:30pm

Do you ever need just the “right” bag for something? Consider a bag with three zippered interior compartments, and more space for “stuff”. So much fun to make, too! Different linings for each interior compartment, bag lining, and outside allow you to truly express yourself! If you sew and knit then you need at least two of them for your goodies.



Fee: \$30.00 (includes a \$12.00 pattern)

Amethyst Project Bag

Barb Hudak

Skill Level: Intermediate

November 9 and 30 Thursday ~ 6:00pm – 9:00pm

Barb’s favorite designer of bags, Sara Lawson of Sew Sweetness, has another project bag everyone should have. It provides ample storage space for any project or hobby—quilting, drawing, hand-sewing and so much more! The inside features a zippered pouch, mesh zippered pocket, and elastics for holding pens or other items. Best of all, the bottom of the case has an elastic buckle strap to hold quilt blocks, books, or rulers. With prep work before class, you will be able to get a quick start and complete the bag during the second session. The bag finishes 14” long x 13” high and 3” deep. It should be a must for every quilter.

Fee: \$39.75 (includes a \$7.00 pattern)

Prima Diva Wallet

Bonnie Malek

Skill Level: Intermediate

October 7

Saturday ~ 1:00pm – 4:00pm

Meet the Prima Diva Clutch Purse! The Diva Wallet now has a bigger, more organized sister. Is it a wallet? Is it a wristlet? Is it a purse? It’s all of those. This versatile organizer can be made with an optional wrist strap or chain loop handle. Inside you will find lots of pockets - twelve card pockets, three open pockets, two zippered pockets and plenty of room for cash and your cell phone too. This Prima Diva uses a 7 1/2” frame. (Some prep work is required for the class - please register soon)
Fee: \$28.00 (includes a \$10.00 pattern)

Kismet Trinket Boxes

Barb Hudak

Skill Level: Intermediate

November 25


or January 27

Saturday ~ 1:00pm – 4:00pm

Saturday ~ 12:00pm – 4:00pm

Designer Sara Lawson’s newest little fabric boxes (actually petite, square or round zippered “boxes”) are fabulous. The fat quarter-friendly (and who doesn’t have a few fat quarters laying around) design includes three different sizes of zippered trinket boxes. These neat little boxes are perfect for holding whatever your heart desires! The three sizes also nest into one another. With only a few pieces to cut, and twenty sewing steps, these boxes come together quickly, making the perfect gift for family or friends! In class, you will work on the large, square version.

Fee: \$29.00 (includes a \$5.00 pattern)



Texture Techniques I

Janet Langley

Skill Level: All

October 13

Friday ~ 10:00am – 2:00pm

Join Janet to learn four different techniques to make your quilts come to life. Use different threads, fabric, and batting to create different textures and depth in the sample swatches you create by machine (with a little hand stitching). Even the names of the textures are intriguing – how about rippling water or crumbled paper – unique!

Fee: \$25.00`



Texture Techniques II

Janet Langley

Skill Level: All

December 1

Friday ~ 10:00am – 2:00pm

In part two of adding texture to your quilt, Janet will show you four more techniques to give your quilts depth and texture. Continue creating sample pieces using your machine and a variety of fabrics, threads and batting during the session.

Fee: \$25.00

Postcard Cuties for Halloween

Nancy Lupetin

Skill Level: Intermediate

October 12

Thursday ~ 10:00am – 12:30pm

Adorable embroidered cats frolic on the blocks of this 36 1/2" x 38 1/2" Halloween quilt. In class, Nancy will share the tricks and techniques she uses to produce the perfect stitchery featured on her sample. You will work on hand stitching a single block and learn about the piecing and finishing steps needed to complete the project.

Fee: \$27.00 (includes a \$12.00 pattern)

Crazy Trees

Mary Beth Hartnett

Skill level: intermediate

October 15

Sunday ~ 1:30pm – 4:30pm

Each year we pass up the truly wonky trees at Hozaks - we are always trying for perfectly shaped and straight. How boring! With Karla Alexander's pattern, the Creative Grids Spider Web ruler, and a bit of instruction you can create a mini forest of wacky trees (well, at least a table runner featuring them!). The piece looks difficult, but can be easily made with 10" squares, background, binding and backing fabrics. Begin the 17 1/2" x 40 1/2" runner in class, or consider making a whole forest as a bed quilt!

Fee: \$22.00 (includes \$3.95 pattern)

Good? Night Mini Quilt


Maureen Hartnett

Skill level: Beginner

October 4

Wednesday ~ 5:00pm – 7:00pm

Before we start trimming our trees and decking the halls the ghosts and ghouls come out to play! Why not welcome them with some spooky eyes peeking out from your mini quilt? The piece utilizes one of the techniques from the Modern Halloween book, spooky eyes. In class, Maureen will teach you the slick trick for piecing the creepy peepers and teach how to turn them into the mini wall hanging and other haunting projects.



Fee: 29.00 (includes \$17.95 book)



Introduction to Improv

Maureen Hartnett

Skill level: intermediate

November 11

Saturday ~ 1:00pm – 5:00pm

Are you the type of sewist who agonizes over perfection? Are you looking to shake up your design esthetic, or maybe just interested in a new way to approach your craft? Improv piecing is a fantastic stitching style appropriate for everyone and Maureen wants to share it with you! She will cover finding your style, exploring your stash, curious color combinations that work, and cool techniques like curved piecing and creating “potholes” in your quilts (while you create a mini improv piece in class). With Maureen’s guidance, and the “Artful Improv” book, you will leave with the information needed to create your own unique fiber masterpieces and a renewed sense of creativity.

Fee: \$24.00



Advanced Improv

Maureen Hartnett

Skill Level: Intermediate

December 9

Saturday ~ 1:00pm – 5:00pm

Now that you have learned the mind-set and applications behind improv piecing, it’s time to delve further into the soul of it. This class will build upon the techniques learned and utilized in “Improv your Style” (the introductory improv class). We will discuss in detail color theory, composition, and personal style as it pertains to your quilting. We will be working on a table runner or wall hanging – it’s improv, so don’t try to plan too much! Maureen suggests that you bring an array of fabrics in similar styles or color pallets to keep the process fun and stress free!


Fee: \$25.00



Book Signing Party ~ “What Do Dogs Do When You Go Off to School?”

Saturday ~ October 14th ~ 1:00pm-3:00pm

You might remember Linda Diesing from the porcelain doll classes she taught for us years ago. You will be happy to know that while she loved the dolls, her life took an interesting turn. She is now a reading specialist in a local elementary school and first time author! Her first volume, “What Do Dogs Do When You Go Off to School?”, is a children’s book inspired by her mischievous pets. We are excited to be welcoming her to the shop on October 14th. She will bring autographed copies of her books (wait till you see how cute they are!) and we will offer a free demo and pattern handout for a children’s book carrier (if you purchase the book we will include a piece of adorable dog fabric as a gift!). We hope you will have a few minutes to support an author, and friend, from our community!



Fifi Fox

Jill Whittaker

Skill Level: Intermediate

October 18

or October 19

Ok, Jill admits that she may be a little bit (or a lot) obsessed with Pauline McArthur's "Funky Friends Factory" Patterns. She consistently produces amazingly cute patterns! "Fifi Fox" is no exception – she is cuteness personified! The construction is a bit challenging, but that is one of the things Jill likes about this pattern – you will learn how to construct a three dimensional fox while honing your doll making and stuffing skills.

Fee: \$29.75 (*includes a \$12.99 pattern*)

Wednesday ~ 5:30pm – 8:30pm

Thursday ~ 10:30am – 1:30pm



Meow

Jill Whittaker

Skill Level: All

October 11

or January 11

Kitty cuteness abounds in this small stuffy, designed by Jennifer Clemen of Cottonwood Creations. The expression on Meow's face can be interpreted many ways – from contemplating the universe to what the heck is that spot on the wall? Made with equal parts machine and hand sewing, Meow is easily constructed. You will learn to cut, stitch and stuff the wool critters during class. Depending on the color choice of your wool, it could be made to resemble a real feline companion.

Fee: \$20.25 (*includes a \$6.50 pattern*)

Wednesday ~ 10:30am – 12:30pm

Thursday ~ 6:30pm – 8:30pm



Sawsall

Barb Hudak

Skill Level: All

January 19

Friday ~ 11:00am – 2:00pm

This Swirly Girl pattern simply intrigued Barb. Nine blocks of swirling saw blades and whirling color made her wonder how it was made. Surprise! It is paper pieced. We know some will say, "oh no" but not Barb. This piece has only two large paper patterns, and large patches of fabric, so it is not as hard as you might think. With different colors for the saw blades, background, frame and shadow, you will be as surprised at how easy this is to make. Being only 36" x 36" the quilt will be a beautiful addition to any room in your home or a gift to someone extra special.

Fee: \$27.00 (*includes a pattern and foundation papers for one block*)

2018 Block-of-the-Month Program Premiere

Saturday ~ December 9th ~ 10:30am

Do you feel overwhelmed when you contemplate making an intricate large quilt? You may not realize that the spectacular pieces you see during shop show and tell sessions were created little by little over the course of an entire year. We search out projects that can be created this way to share with you as winter begins. We offer quilts in different styles, made with various techniques, and requiring various amounts of previous experience. At this session we cover many of the projects in detail, including our Saturday Sampler quilts for the coming year (often times these sessions are full before the day is over!). We would love to have you join us. Pre-registration required.

Border Creek Station Mystery!

New ~ Sweet 16

Begins Saturday ~ November 4th ~ 10:15am

Make a quilt you can't see before you begin, or not even until you are eight months into the project - some of you might think we have gone crazy! I can assure you, we are pretty safe in trusting Border Creek Station to lead us to a fantastic finished piece. This is their 16th mystery, and boy do they have it down to a science! Detailed directions and instruction are shared each month for the quilt you may make in lap (60" x 72") or queen size (84" x 84"). During the first session (the first of eight sessions) we cover how to select fabrics for the project and how to organize for such a unique sewing adventure. We then work step-by-step to the finish. It's great fun to be in a crowd where no one knows what they're doing, yet everyone is having a fabulous time! Please pre-register soon so we can have everything ready for your first session.

Fee: \$35.00 for the entire series (*includes monthly patterns and instruction!*)

Gathering with Friends

EPP Club

October 20 and December 15
Friday ~ 10:30am

The English Paper piecing craze is the focus of this group. The hand stitching technique allows you to create intricate designs that would be almost impossible to do well any other way. Several new small hexagon designs are covered in each meeting - a little inspiration, a little laughter - how can you go wrong?

Fee: \$6.00 per session

Block Club

October 7 and December 2
Saturday ~ 12:00pm

Do you find Jenny Doan's Block magazine irresistible? We sure do! And so, we formed this club to share- in person- some of the best patterns to grace the magazine's pages. Each session we select several, and really study them. By the time the meeting begins, we can share the most efficient, and technically sound, way to create the pieces. Several additional projects from other designers that use similar techniques are also demonstrated. Everyone is encouraged to bring show and tell to add to the mix - lots of great projects are sure to come out of each meeting!

Fee: \$5.00 per session

Fabric Fanatics

October 19, November 16 and December 14
Thursday ~ 7:00pm

Join this Thursday evening group of fabric-obsessed sewists to be exposed to new techniques, new fabrics and loads of inspiration. There is even a monthly challenge - nothing too difficult. Members receive a fat quarter as a gift, and then are challenged to use it in some way before the next meeting. If the fat quarter is used, they receive the next one as a gift. They would love to count you as a member.

Fee: \$5.00 per session

Table Runner Club

November 4 and January 6
Saturday ~ 12:00pm

Barb loves all of the projects in "The Big Book of Table Runners", and she's now made it her mission to share them with everyone! The club gets together to see demos of projects from the book, to see striking runners from other sources, and to get little tips and tricks that keep their construction stress free! Everyone seems to really enjoy the show and tell part of the meetings. Seeing each other's work, and hearing about their successes and challenges motivates and inspires the entire group. They would love to have you join them as they learn, create and share practical pieces of art!

Fee: \$5.00 per session

Tiny Dresden Club

October 19, November 16 and December 14
Thursday ~ 7:00pm

The delightful quilt, A Merry Christmas to You, has kept the members of this group busy. As the group name suggests, the quilt is composed of petite Dresden Plate blocks, in combination with piecing and hand embroidery. Instruction in piecing and hand embroidery is offered during each session. The group is nearing the end of the project, but you could purchase the pattern now and work toward next Christmas!

Fee: \$8.00 per session

Christmas Club

October 18 and November 15
Wednesday ~ 10:30am

Our 2017 Christmas Club members continue to make projects featured in the Bakers Dozen book. We have made everything from small bags and table runners to full size quilts. Each session features a new book project and other items that would make great gifts. The sessions are packed with ideas - this will be one of the first years my gifts are wrapped before Christmas Eve - yours could be too!

Fee: \$5.00 per session

Simple Whatnots

September 28, October 26 and November 30
Thursday ~ 10:30am or 7:00pm

Kim Diehl fans will love the small quilt projects that are the centerpiece for this group. Each tiny work of art features her prints, in patterns reminiscent of those of the late 1800's. During each session the pattern techniques are shared, along with alternate ways to achieve the same results. Member show and tell provides lots of inspiration - plenty to keep you stitching between meetings!

Fee: \$6.00 per session

Stash Management

September 23, October 28 and November 25
Saturday ~ 10:15am

We have just begun a new series of informative, and plain old fun, Stash Management sessions. At each meeting the group shares projects created with pieces from their collections (often times from scraps that might have gone to waste otherwise!), shares tips for organizing the goodies that pack our sewing spaces, and share a new project to use the fabrics that call from our cutting tables! There is always a new idea, or a new color combination, that leaves me itching to stitch - could you use some inspiration? This is the place!

Fee: \$10.00 for the entire series of 10 sessions!

Barb and Friends

October 5, November 2 and December 7
Thursday ~ 7:00pm

This crowd continues to work on their yearlong project, "Mid Winter Blues". Each member selected their desired quilt size and fabrics for the project, and they have been stitching ever since! Instruction in a different segment of the quilt is shared at each meeting. The quilt is gorgeous, but just as important, the new friends you will make are priceless!

Fee: \$8.00 per session

Featherweight Fans

October 21 and December 16
Saturday ~ 11:00am

If your Featherweight is one of your favorite possessions, this group is for you. We spend each meeting sharing projects we have made with our machines, learning about the attachments and special features of the machines and sharing a new pattern that can be stitched with the perfect little machine. A little history, a little laughter - not to be missed.

Fee: \$8.00 per session

Sew-n-Love

October 4, November 1, and December 6
Wednesday ~ 11:00am-2:00pm

Our charity sewing group, "Sew-n-Love", continues their effort by stitching items for the needy in our area. This term they are focusing on helping "Baby Love Layettes" by sewing baby items (bibs, receiving blankets, diaper bags...) for women in need. This group accomplishes so much - your help would mean they could do even more!

Fee: \$10.00 per session

Chairman of the Board

Ruth Ann Lowery

Skill Level: All

October 28 and November 4 Saturday ~ 11:00am – 1:00pm

Create this unique game board design while learning machine applique, foundation piecing, strip piecing and creative embellishment. A great gift for your favorite game player, or keep it for yourself. It is an unexpected, but welcome addition to any office, den, bedroom, or game room. This pattern was designed and published by Ruth Ann, so the pattern is her gift to you!!

Fee: \$28.00



Dahlia Delight

Barb Hudak

Skill Level: Intermediate

October 18 and 25

Wednesday ~ 12:00pm – 4:00pm

When is a Dahlia not a Dahlia? When it is made with Dresdens using the Creative Grids 22.5° triangle ruler. The construction of the Dahlia has no curved piecing! Select ten different fabrics for the Dresdens, do a bit of prep work before class, and you will be ready to get started on the flower as class begins. In the second class, you will put the Dahlia together and learn what is needed to complete your project. The finished piece is 52"x52" and will make a fabulous wall hanging!

Fee: \$52.50 (includes a \$9.00 pattern)



Star Ribbon Tablecloth or Tree Skirt

Barb Hudak

Skill Level: Intermediate

October 17

Tuesday ~ 12:00pm – 4:00pm

or November 4

Saturday ~ 1:00pm – 5:00pm

This 60" diameter tablecloth or tree skirt is a great piece for the holidays, or for everyday use. The piece is constructed in eight identical segments- once you've mastered one, the other seven are repeats! Color coding your pieces and working in assembly-line fashion helps construction go smoothly. As always, a scant 1/4" seam allowance is a must. Why not try your hand at a ribbon star design and see how much fun it is!

Fee: \$31.00 (includes an \$8.00 pattern)

Cat Lady Quilt

Debbie Kaza

Skill Level: Intermediate

October 16

Monday ~ 1:30pm – 4:00pm

and October 30

Monday ~ 1:30pm – 3:30pm

This modern take on a cat quilt utilizes paper piecing, applique, embroidery and basic patchwork to achieve its' contemporary "look". Sara Watts, designer for Cotton and Steel fabrics, produced this pattern for a 57"x57" quilt. Join Debbie for a fun time discussing techniques and sewing to create your own special quilt that speaks to our love of kitties.

Fee: \$31.50

Antique Sampler

Deb Skundrich

Skill Level: Intermediate

October 14, 28 and November 18 Saturday ~ 2:00pm – 4:00pm

Do you want to sharpen your applique, piecing, and English paper piecing skills? Well, this 72"x72" beauty has them all. Deb has some ideas and tips to help you make this piece all your own. Gather your favorite charm squares, hit your stash (even some scraps) and bring a couple of your favorite background pieces. With Deb's instruction you will be on your way to a "guilty pleasure".

Note: \$76.00 pattern required - includes acrylic templates, pre-cut English piecing papers and thorough instruction. (Templates and papers are reusable.)

Fee: \$35.00



Make and Take Monday

October 9 ~ Monday ~ 11:00am or 6:30pm

We know we have barely begun fall, but before we know it, the holidays will be upon us! How about getting a head start on some handmade gifts at our first Make and Take Monday? Make and Takes are fun - you get instruction and a project well on it's way to completion (and the information to recreate the item!). On Monday, October 9th we will share six different make and take projects - six goodies you can use as gifts or decorations for the upcoming season. Watch our Facebook page the first week of October to get a preview of the projects. You must pre-register for this event - spots are sure to fill quickly and we need to have all your supplies ready! Fee: \$15.00

There are several local quilt shows to tempt you this fall - no need to be bored as summer comes to a close! You will find us in a booth at one and walking the quilt displays at the other. Check the guild websites for more details.

We hope to see you at ~

Beaver Valley Piecemakers Quilt Show

October 12-14 ~ for more information check www.bvpiecemakers.com

Martha Washington Quilters Guild Quilt Show

November 3-4 ~ for more information check www.marthawashingtonquiltersguild.com

From Our Table

November 4th - 18th

Each fall we host a good-spirited competition to garner donations for the local food pantry. When you stop in between the 4th and 18th you will find charming, personal table settings displayed throughout the shop. Each staff member creates one, or several, to share a peek at the collectibles that grace their homes. We make table runners, placemats and other items to complete the displays. Where does the competition come in? You trade donations to the food pantry (everything from nonperishable food items, to baby necessities and even cleaning supplies) for ballots to vote for your favorite display. We tally the votes, pull a ballot and award a kit for the favorite piece to the person who entered that ballot. Of course we have fun making the pieces and trying for first place, but we are far more thrilled with being able to be one of the biggest supporters of the local food pantry with your help! You make a huge impact in the local community!

Triple Dresden Tree Skirt

Barb Hudak

Skill Level: Intermediate

November 10 and 17

Friday ~ 11:00am – 3:00pm

Have you taken a good look at your holiday tree skirt? Does it look sad, or just a bit worn? Then this Quilt-as-you-go holiday project may be just what you need. The 48" diameter project quickly comes together using the Creative Grids 15° triangle ruler, designed by Erin Underwood. A two session class – You will learn to cut with the ruler, cut all your fabric, batting and learn how to make dresdens during the first session. In the second class you will sew the dresdens using a flip and sew technique. A fast way to complete your piece in time for the holidays!

Fee: \$52.50 (includes a \$9.00 pattern)

